

Three Surface Mount Optical Systems

We understand our customer's various needs of lighting atmosphere. Now, you can have three different optical options.

Reflector	SM301	SM302	SM303
Forward Throw (FT)	✓	✓	✓
Wide Throw (WT)	✓	✓	✓
Up & Down (U&D)		✓	

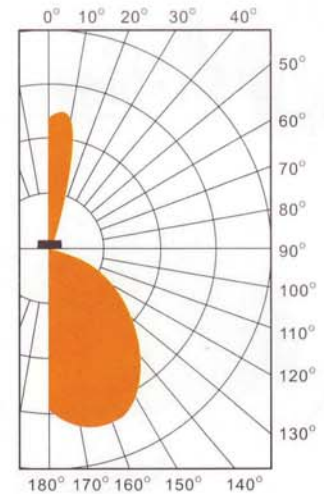
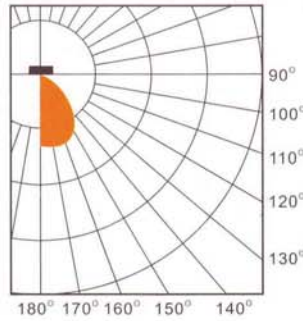
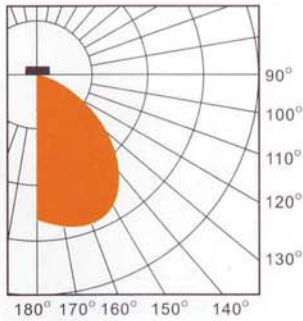

**Forward Throw
(FT)**



**Wide Throw
(WT)**



**Up & Down
(U&D)**



Every aspect of Grandlite luminaires is engineered to sustain a lifetime of tough environmental conditions. The new SM303 has an elegant appearance with the combination of intelligent design peripheral for mounting. The Surface Mount 300 series is able to provide an umbrella of optical solutions to cover all your concerns and requirements.



EVERGREEN LIGHTING